

# LEOCH BU409V200(409.6V200Ah)

BU409V200



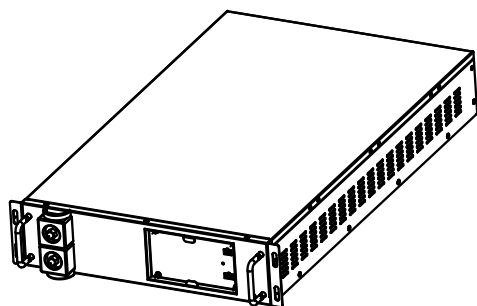
## LEOCH Provides Safe and Efficient LFP Battery Solutions.

LEOCH BU series adopt high safety LFP cell, with intelligent BMS management system independently developed by LEOCH, safe and reliable, excellent performance, stability and reliability, suitable for three-phase UPS backup system.

### Features

- Safest lithium battery technology
- Eco-friendly
- 20 Years Designed service life
- Can/RS485 Communication output for monitoring
- Achieve up 32 BMU in cascade communication
- Internal cell balancing, Passive equalization, the maximum equalization current up to 300 mA
- High-precision cell voltage and temperature acquisition:  $\pm 3$  mV,  $\pm 1^\circ\text{C}$
- Fan control circuit and interface, realize heat dissipation inside the module

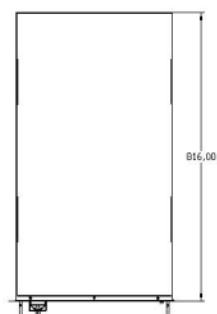
### PACK Style



### Performance data

| Time(min)           | 60  | 120  | 180  | 300  | 600 |
|---------------------|-----|------|------|------|-----|
| Constant Power(kw)  | 81  | 40.8 | 27.2 | 16.2 | 8.1 |
| Constant Current(A) | 200 | 100  | 66.7 | 40   | 20  |

### Size



### System specifications

|               |                               |
|---------------|-------------------------------|
| Case Material | SPCC                          |
| Cell Type     | Prismatic LiFePO <sub>4</sub> |
| Terminal Type | M10                           |
| IP Grade      | IP21                          |

### Basic performance

|                  |                   |
|------------------|-------------------|
| Nominal Voltage  | 409.6V            |
| Nominal Capacity | 200Ah             |
| Energy           | 81.92KWh          |
| Self Discharge   | $\leq 2\%$ /Month |
| Cell Capacity    | 200Ah             |
| Cycle Life       | 2500 times(1C/1C) |
| Size             | 1000*600*2000mm   |
| Weight           | 880 Kg            |

### Charge performance

|                        |              |
|------------------------|--------------|
| Rated Charge Current   | 100A         |
| Maximum Charge Current | 200A         |
| Rated Charge Voltage   | 435.2-441.6V |
| Balancing Voltage      | $> 435.2$ V  |

### Discharge performance

|                                   |              |
|-----------------------------------|--------------|
| Max Output Power                  | 81KW         |
| Standard Discharge Time           | 81KW@60min   |
| Rated Discharge Cut-off Voltage   | 358.4V       |
| Minimum Discharge Cut-off Voltage | 339.2V       |
| Short Circuit Current             | Approx.4000A |

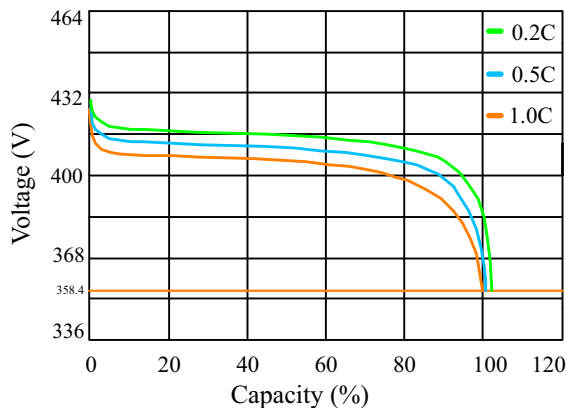
### Temperature and humidity

|                            |                         |
|----------------------------|-------------------------|
| Discharge Temperature      | -20-65 $^\circ\text{C}$ |
| Charge Temperature         | 0-45 $^\circ\text{C}$   |
| Storage Temperature        | -5-35 $^\circ\text{C}$  |
| Transportation Temperature | -20-65 $^\circ\text{C}$ |
| Operating Humidity         | $\leq 95\%$ R.H         |

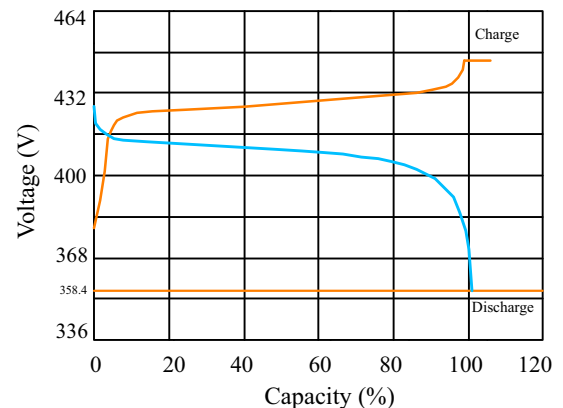
### Other

|                    |               |
|--------------------|---------------|
| Communication      | CAN/RS485/LAN |
| Dry Contact        | Yes           |
| System Parallels   | $\leq 15$     |
| Screen             | Optional      |
| Thermal Management | Air Cooling   |

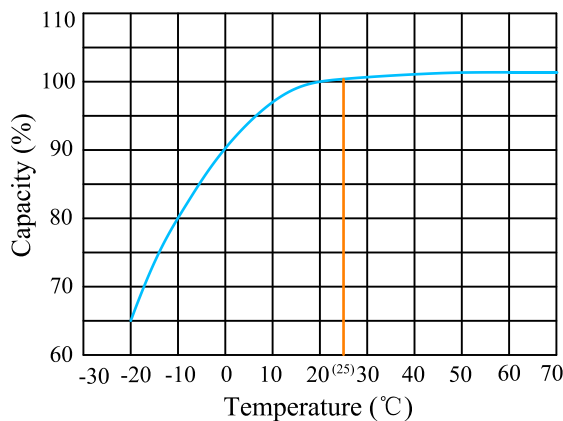
## Discharge Performance at 25°C



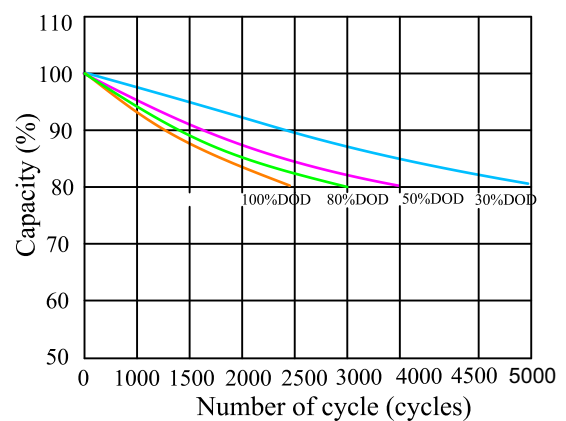
## Charge and Discharge at 25°C, 0.5C



## Temperature effects on capacity at 1C



## Cycle life with DOD at 25°C, 1C/1C



## Cautions

1. Do NOT short circuit, crush or disassemble.
2. Do NOT heat or incinerate.
3. Do NOT immerse in any liquid.
4. Store at 50% capacity. Recharge every 6 months. The storage area should be clean, cool, dry and ventilated.
5. Disconnect charging source prior to connecting or disconnecting battery terminals.
6. Do NOT dispose of batteries in a fire as they can explode.
7. Do NOT open, alter, or mutilate batteries. Released electrolyte is harmful to skin and eyes. It may be toxic.
8. Do NOT mix different types and brands of lithium-ion batteries.
9. Do NOT dispose in trash, follow local regulations and manufacturer's instruction.
10. See installation instructions before connecting to the supply.
11. The battery cabinet receives power from more than one source. Disconnection of all DC sources is required to De-energize this unit before installing or servicing. Wait 5 minutes before opening the unit.
12. Do NOT install on or over combustible surfaces
13. Refer to manual before servicing
14. Do NOT touch bare terminals.



Rack BU409V200(S)  
BU409V200—without HMI, BU409V200(S)—with HMI